

Marin Naturopathic Medicine

2011 Intermediate MRT Workshop in Beautiful Marin County!

Matrix Reflex Testing (MRT) with Dr. Louisa Williams

MRT
Intermediate
Course
June 10 - 12

~ plus ~
Special MRT Basic
Review Course
June 10


Dr. Eric Widen, DPM, DC, CK

Special Guest Speaker!

Dr. Eric Widen, the only DPM/DC/CK physician in the country (world?!) will enlighten us Saturday evening about how to diagnose and treat the feet. As a Clinical Kinesiologist, Dr. Widen will demonstrate how to dynamically “straight lock” (which we will also be learning this weekend) any foot problem, and then how to observe and treat the resulting distortion pattern displaying (e.g., uneven arms/legs, weak muscles, positive TLs, etc.). For more information on Dr. Widen’s invaluable work please go to his website:
<http://www.widenclinic.com/>.

After using muscle testing for over a decade I find Matrix Reflex Testing simple, fast, accurate and comfortable for the patient. I highly recommend practitioners add this method to aid their differential diagnosis and to ascertain the most precise and optimal forms of therapy. Louisa is one my early mentors and she has the gift of making this learning process fun and exceptionally valuable for your time and money spent.

Dr. Nazanin Kimiai
Naturopathic Physician



Matrix Reflex Testing (MRT)

Intermediate Course
June 10 - 12, 2011

What You Will Learn:

The most essential aspect of this Intermediate MRT Course will be learning the use of **Hand Modes**. This is a huge step in transforming your practice dramatically and advancing your diagnostic accuracy and treatment effectiveness way beyond ordinary energetic testing methods. Doctors and practitioners will be thoroughly versed in the history of the use of Hand Modes, neurological and energetic theories as to why they work, how to put a Hand Mode in your hand as well as in your patients' hands, how to "speak" this amazing new "diagnostic language" through the MRT paradigm. **Mode Card** sets consisting of 381 Hand Modes will be available at the course, and make learning these modes exceptionally easier.

With the use of Hand Modes, dental, tonsil and other **focal infections** are clearly apparent. The most significant **scar interference field** is more readily diagnosed. **Mercury amalgam toxicity** and **dental galvanism** will clearly display, and **hidden food allergies** can no longer hide.

DCs and DOs will have over 100 structural Hand Modes to choose from, rendering them over time proficient in a much wider repertoire of manipulative and craniosacral therapies. **NDs, nutritionists, and holistic MDs/DCs/DOs** will find over 60 biochemical Hand Modes, with new and significantly more in-depth ways of treating nutritional deficiencies. **DDSs** will appreciate Dental Interference (malocclusion), Toxic Metals, Dental Galvanism, Dominant Focus, and other Hand Modes, to support them in making important removal and extraction decisions. **LAc**s have Hand Modes to not only assist their diagnostic skills in finding the correct acupuncture points to treat, but the MRT method also immediately and very clearly displays when treatment is over and the needles should be removed. For **psychotherapists, psychologists, psychiatrists, and counselors** there are **40** Mode Cards to further assist the inquiry into and clarification of unresolved conflicts and mental/emotional pain. And of course, by the definition of "holistic," **we all need to do it all** anyway to some degree. Therefore, *all* doctors and practitioners can learn to satisfy many Hand Mode files within their license, which greatly increases their **armamentarium of treatments and skill sets**. For example, a vertebral subluxation can be "adjusted" with laser light and isopathic remedies (Notatum 4X, Aspergillus 4X, etc.), which allows you to satisfy that structural Mode Card file and complete the remaining treatments that day in your office, before then making a referral to a DO or DC if appropriate.

Additionally, “peeling the onion,” that is, **unlayering patients’ levels of adaptation** to past stressors in their lives, will soon become the norm in your practice. This invaluable unwinding of old adaptive patterns - from one’s damaging polio or measles vaccine received as a child to that toxic hair dye used in your teens and twenties - all arise through the body’s innate wisdom to heal and are clearly displayed through Matrix Reflex Testing techniques.

Those who have enjoyed the increased clarity that Basic MRT bestows in their practice will find in the Intermediate Course an even more significant **quantum shift** in their new diagnostic depth and perception. Come learn a method that has held up for decades, that continues to grow and strengthen over time, and will serve you for the rest of your professional life as a valuable ally and support in your practice.

As usual, this course will include lecture, demonstration, and “hands-on” workshop periods so that everyone can both intellectually and kinesthetically master the skills required in Intermediate MRT. Further, there will be ample time for practice sessions so that doctors and practitioners can “hit the ground running” utilizing Intermediate MRT methods on Monday morning in their practices.

"Matrix Reflex Testing reveals patterns of stress that would be otherwise missed in binary kinesiology testing that can give false yes/no responses. Further, adding hand modes to my MRT assessment enables me to pick up with clarity even more hidden causations or aggravations to disease patterns, especially in more complex and difficult patients. Many times the results I come up with reveal information that the patient didn't even disclose during the intake and is imperative to their healing. Dr. Williams' teaching of MRT with hand modes is the keystone of my practice and I'm grateful to her precision and dedication to making this information widely available."

Carolyn Humphreys, Naturopathic Physician

Topics to be Covered in the Intermediate Course:

- 🌟 Introduction to **Hand Modes**
- 🌟 How to use the **Mode Cards** in MRT
- 🌟 Entry Protocols - the **Removal** and **Isolation** Modes
- 🌟 Treating typical defensive adaptation patterns such as sympathicotonia, parasympathicotonia, and **oscillation**
- 🌟 How to treat “**Crashing**” (loss of clarity in the middle of treatment)
- 🌟 Choosing and practicing with the Diagnostic and Treatment Modes you will first use in practice (“**Do What You Do Best**”)
- 🌟 Introduction to the TL (Therapy Localization) Cards
- 🌟 How the Cranial Diagnostic Centers and the TL Accumulation Points help you **quickly ascertain the positive TL(s)**

Special MRT Basic Review Course

Friday, June 10 - 1 to 5 PM

This year a brief afternoon review of Basic MRT will be included just before the Intermediate Course that begins Friday evening. This course is designed for all those who missed the Basic Course and would like to have a hands-on review practice session before taking the Intermediate Course. It is also an excellent review for those who have taken the Basic Course but also would like some hands-on practice before embarking on the new principles taught in the Intermediate Course.

Topics to be Covered in the Basic MRT Review Course:

Demo and hands-on practice of:

- 🌟 The **Reflex Arm Length** (RAL) test
- 🌟 How to test the **EMF** (Electromagnetic Field)
- 🌟 How to utilize the positive **Hand Chakra**

The Principles behind each of these tests will be covered briefly, but mainly we will **practice, practice, practice** to further strengthen our mastery of Basic MRT before embarking on the new Intermediate MRT methods.

MRT Logistics

WHERE: Best Western Corte Madera Inn
56 Madera Blvd., Corte Madera, CA
Phone: (415) 891-5012, specify “**MRT Course**”
to get the special rate of \$119-129 per night (single or double)
Course Dates: Friday June 10, Sat. June 11, Sun. June 12

Basic MRT Review Course:

WHEN: **Friday Afternoon**, June 10 - **1 to 5 PM** (Registration 12:30 to 1 PM)

Course Fees: \$100 for new participants

\$75 for MRT Basic past participants ('07, '08, '09, '10)

Basic MRT Intermediate Course:

WHEN: **Friday**, June 10 - **7 to 10 PM** (Registration 6:30 to 7 PM)

Saturday, June 11 - **9 AM to 5:30 PM**

Sunday, June 12 - **9 AM to 2 PM** (+ optional workshop period from 2 to 4 PM)

Course Fees: \$450 for Doctors, Dentists and Practitioners.

\$350 for Assistants, Spouses, and Students

Early Bird Special: Take \$50 off the seminar fee if you register on or before May 7, 2011.

Previous MRT Intermediate Course '08 and '09 participants: Take \$50 off the seminar fee.

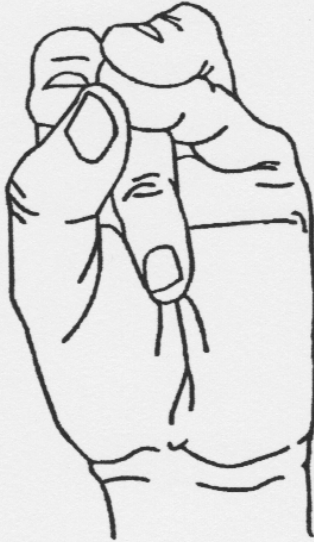
Master Mode Card and TL Card Sets:

If you want to use the Intermediate MRT methods in your practice the Mode Card set is essential, and the TL Card set is extremely helpful. Both these sets will be available at the course. But if you would like to order them to start practicing in advance please indicate so on the order blank below.

Master Mode Card Set - \$285

Master TL Card Set - \$150

Allergies, Food and Autoimmune



MD: -M, T₃ - I₄L₄, R₄ - L_n

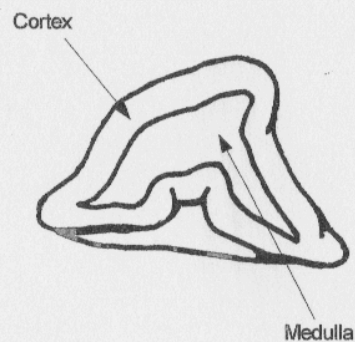
Since Dr. Alan Beardall's original conception of using hand modes to further kinesiological diagnosis in 1978, it has been estimated that over 1000 new modes have been developed. In this current set of 381 Mode Cards, the ones that have "held up" in practice over time as the most useful, the most needed, and the most valuable clinically have been included. The difference between rifling through manuals or sheets of notes searching for a mode and locating it quickly in an alphabetical file box, is immense. It can save practitioners hours of valuable treatment time as well as decreasing stress and aggravation in one's practice. Additionally, having this larger "map" or "field" of modes in one's office greatly expands one's diagnostic choices, one's repertoire of therapies, and most importantly, one's clinical expertise.

It must be cautioned that the use of hand modes can bring up more in-depth information as opposed to energetically testing "in the clear" (without the use of hand modes). Therefore, it's important that doctors and practitioners be well-trained in energetic testing methods as well as how to use hand modes in order to best utilize these Mode Cards.

The Therapy Localization (TL) cards can help you locate the specific tissue or organ needing assessment and treatment. This 84-card set is divided into 9 sections ranging from the brain and nervous system to the urinary system. TL cards can be utilized for tissue systems that are difficult to TL such as the lymph, blood, connective tissue, etc., or for differentiating closely-situated structures such as the ovary from the appendix in the right lower abdomen, or for personally sensitive areas (e.g., the genital organs) that need to be identified and treated. On the back of each card is a brief explanation of the anatomy, physiology and neurology of the particular tissue or organ.

Additionally, for those of us who have been out of school long enough to be a little insecure recalling all the hormones generated by the pituitary or whether it's the adrenal medulla or cortex that secretes epinephrine, these cards are an excellent quick reference in a busy practice!

Adrenal Medulla



The adrenal glands, or suprarenals, are retroperitoneal and lie on the upper poles of the kidneys. The right adrenal lies behind the right lobe of the liver and the left adrenal lies behind the pancreas and the stomach.

REGISTRATION

NAME _____ DEGREE(S) _____

ADDRESS _____

CITY _____ STATE _____ ZIP _____ PHONE _____

EMAIL _____ FAX _____

Basic MRT Review Course Friday Afternoon:

\$ _____ (\$75 or \$100)

Intermediate MRT Course Friday Evening, Saturday and Sunday:

\$ _____ Doctor, Dentist or Practitioner - \$450 (Discount for Early Sign-up \$ _____ or Previous Attendance \$ _____)

\$ _____ Assistant, Spouse, Student - \$350 (Discount for Early Bird Sign-up \$ _____ or Previous Attendance \$ _____)

Master Mode Cards Set and TL Cards Sets:

\$ _____ Master Mode Cards Set - \$285 + S&H

\$ _____ Master TL Cards Set - \$150 + S&H

Basic MRT Manual and DVD Set:

\$ _____ (This most recent set from the September 2010 is an excellent resource for those who need to practice and review the techniques taught in the Basic MRT course, and a requirement for those who have never taken MRT before attending the Intermediate Course.) The cost for this set is \$200 + S&H.

GRAND TOTAL \$ _____ (+ S&H—if applicable—cannot be determined)

CC # _____ **exp.** _____

Copy this form and mail or fax it (with credit card info or check) to:

Dr. Louisa Williams
2144 Fourth St, Suite B
San Rafael, CA 94901

Fax: (415) 785-7964
Questions: call (415) 460-1968
email: info@radicalmedicine.com


7 Reasons to Learn Matrix Reflex Testing (MRT):

1. **Easy to Use in Practice:** MRT is easy-to-learn, and works even on patients who are difficult to muscle test.
2. **More Descriptive Answers:** Although it is a binary system like kinesiology that gives “yes/no” or “good/bad” answers, this method goes even further. By assessing *which* arm goes short – the right or the left (as well as *how* short), MRT additionally indicates *how good*, or in contrast, *how bad*, a particular product or therapy is testing.
3. **You Can’t Treat What You Can’t Diagnose:** MRT is able to determine initial disorganized and chaotic patterns in patients, such as “oscillation,” and treat them accordingly. Kinesiology and electroacupuncture testing cannot measure this very common disturbing presentation.
4. **Gets Past Initial Defense Mechanisms:** MRT, with its more sensitive reflex arm length test, is able to get under many initial defensive presentations such as sympathicotonia (too strong a muscle tone) or oscillation (matrix tissue and neurological chaos), where muscle testing techniques often fail.
5. **No EMF Stress:** Unlike electroacupuncture systems, MRT does not induce electromagnetic stress in the patient or the practitioner.
6. **Identifying “Crashing:”** Again, you can’t treat what you can’t diagnose. In MRT (and CK and NK), practitioners are trained to recognize “crashing” – a loss of clarity during a treatment that indicates the need for more information, nutritional support, or therapy. After treating the issue that caused the crash, the practitioner can then complete the original treatment, resulting in a much more complete and effective therapy for the patient. (Note: It is the rare craniopath who can distinguish between a crash and a still point, yet this recognition is sine qua non for truly effective craniosacral therapy.)
7. **Self-testing** – Once you learn the basic MRT principles, you can easily test yourself for which nutritional supplements to take on a particular day, which products test good or bad in the health food store, food allergies, and many other applications in life. Although this can also be done with a pendulum or the O-ring test, MRT is often more objective with its obvious right or left reflex arm length responses, and the clear presence or absence of a hand chakra.

Biography

Dr. Louisa Williams holds a Bachelor's degree from the University of Texas, a Master's from Purdue University, a DC degree from Texas Chiropractic College, and an ND from Bastyr University. In her 25 + years in practice, she has studied as well as taught many diagnostic and therapeutic methods including Sacro-Occipital Technique (SOT), Directional Non-Force Technique (DNFT), Toftness, Auriculomedicine, Craniosacral Therapy, Applied Kinesiology (AK), and Clinical Kinesiology (CK). In 1993, she and Dietrich Klinghardt, MD, PhD, co-developed a new muscle testing technique known as Neural Kinesiology, or NK (now taught by Dr. Klinghardt as ART). Klinghardt and Williams taught that kinesiology directly measures the state of health of the autonomic nervous system (ANS) through various diagnostic assessments including the blocked regulation test (Beardall/Klinghardt/Williams), the ischemic therapy localization test (Goodheart/Klinghardt/Williams) and the initial patient presentation of sympathicotonia or parasympathicotonia (Klinghardt/Williams). NK testing centers on diagnosing and treating the seven most common factors that block healthy regulation (normal functioning or homeostasis), including the presence of dominant foci (dental and tonsil focal infections and scar interference fields), toxic metals and chemicals (amalgam fillings, aluminum and nickel/gold crowns, petrochemical-laden shampoos and soaps, etc.), major food allergies (primarily wheat/gluten and dairy), and viscerosomatic psychological issues (chronic emotionally based organ-structural dysfunction patterns). Doctors' Klinghardt and Williams also specialized in teaching neural therapy - the treatment of chronic focal infections and scars, their disturbed fields and neighboring autonomic nerve ganglia, with and without needles.

Dr. Williams taught the NK method for many years in the US, as well as abroad in Germany, Austria and Switzerland. However, in 1998, after several years of clinical research, she introduced a new diagnostic testing termed Matrix Reflex Testing, or MRT. MRT measures the state of the connective tissue, or matrix tissue, in the body, and is an even more sensitive diagnostic tool than kinesiology in determining the most effective therapeutic interventions in practice. In addition to the aforementioned diagnostic assessments measured in NK, MRT additionally includes testing for the need for drainage (Plant Stem Cells or PSC) remedies (from Italy), Auriculotherapy (from France), and constitutional homeopathy according to the new Sankaran System (from India).



Radical Medicine, published in 2007, is the first book that Dr. Williams has written, but not the first publication. In her career she has authored over twenty teaching manuals, as well as several research articles published in both English and German. She serves on the board of the Weston A. Price Foundation (WAPF), and is a member of the International Academy of Applied Kinesiology (ICAK), and both the American and California Associations of Naturopathic Physicians (AANP, CNDA). Currently she is director of the Marin Naturopathic Medicine (www.marinnaturopathicmedicine.com) clinic in San Rafael, California.