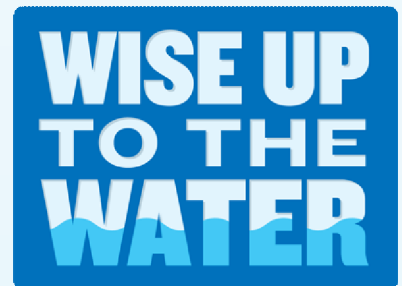



# Summer WATER SAFETY ACTIVITY BOOK



# Activity 1

## IMPROVED FLOTATIONS Maze


Work your way through the maze to help take Matty to an object which will help him float and be safe in the water.



## Activity 2

### Connect the Dots and Colour In

Always swim between the red and yellow flags, it is the safest place on the beach. Help Ratty Wise up to the Water by connecting the dots to show him swimming between the flags.



## Activity 3

### Water Safety Messages

Fill in the missing words to find out all the water safety messages to keep you waterwise this summer. Use the pictures underneath to help you find the missing words.

- Learn to \_\_\_\_\_, it's lots of fun
- Always wear your \_\_\_\_\_ when you go boating
- Ask your Mum or Dad to \_\_\_\_\_ and watch you when you go swimming in the pool or at the beach
- Always swim between the red and yellow \_\_\_\_\_ at the beach, it's the safest place to swim
- If you get into trouble when you are in the water, stay calm and signal for \_\_\_\_\_


lifejacket



swim



flags



help



supervise



# Activity 4

## Crack the Code

Use the code the help write down the letters to reveal a water safety message.

A	B	C	D	E	F	G	H	I	J	K	L	M
1	2	3	4	5	6	7	8	9	10	11	12	13

N	O	P	Q	R	S	T	U	V	W	X	Y	Z
14	15	16	17	18	19	20	21	22	23	24	25	26

23 9 19 5      21 16      20 15      20 8 5

23 1 20 5 18      20 8 9 19

19 21 13 13 5 18      1 14 4      2 5

23 1 20 5 18      19 1 6 5

## Activity 5

### Seaworthy word Sudoku

Like Sudoku with numbers, try and fill each box with the word 'SEAWORTHY'. SEAWORTHY should be able to be spelt in each nine square box, and be spelt horizontally and vertically in each column.

Example:

W	A	E	S	T	O	Y	R	H
Y	H	R						O
O	S	T						A
								E
								T
								S
								R
								W
								Y


**SEAWORTHY Sudoku Puzzle:**

			S			Y		H
	H	R		E		T		
							W	A
S			Y			W		
				A				
		A			W			S
A	Y							
		S		R		O	T	
T		W			E			

## Activity 6

### Colouring In

Always ask Mum or Dad to actively supervise and watch you when you are in the pool. Help the children **Wise up to the Water** by colouring in the picture of them in the pool.



# Activity 7

## Word Find

Find the water safety words from the list below which are 'hidden' in the word find. Circle all the hidden words to show your answer.

L Z L Y X B E A C H D I R L Z J B K I J P G S  
E G I G T U K R S F T Y J E Y B O A S C R G L  
A S M S W D L J I W D S D E W A A J A A H U I  
R I D T L D S A P E R U I S E G T I F L A G S  
E R I L E A R N T O S W I M O W I P K L A C U  
B O E T W R W E T L U F A J E C K A T W O Q P  
J Y I G D E W A T E R S E N S E K O P T Y F E  
W E S U N S M A R T J I T Y R E D O I K Q W R  
L I F E G U A R D S I U T H J R D B U D D Y V  
I R T Y F D A Y E L L O W J U I A D V I C E I  
F G J U I K T O P G H Y C L I P O P I U Y G S  
E L I M A T E J U O P R A P S H J K L I U Y E  
J F G R E T R U J H N S L I P S L O P S L A P  
A L I M I T S F X O P K H K I O P L N H G T F  
C W R A P K E J R I K U D O U B T K J F V C S  
K I U Y H G N J I H F L O A T J K H E L P L I  
E G T R C J S I P N M B G F V C D H U D D L E  
T K Z I P F E D S B O A T S A F E K J H B N G

SUPERVISE  
LEARN TO SWIM  
BEACH  
FLAGS  
BOAT  
LIFEJACKET  
WATERSENSE

SUNSMART  
RED  
LIFEGUARDS  
YELLOW  
ZIP  
CLIP  
ADVICE

LIMITS  
BUDDY  
RIPS  
SLIP  
SLOP  
SLAP  
WRAP

DOUBT  
FLOAT  
HELP  
HUDDLE  
BOATSAFE